

The Valley School Pupil Premium Funding Impact Statement for 2020/2021



Disadvantaged pupil	Pupil Premium per pupil
Pupils entitled to free school meals in the previous six years.	£935
Children Looked After	£2300
Children adopted from care under the Adoption and Children Act 2002 and children who have left care under a Special Guardianship or Residence Order.	£2300
Total number of pupils	155
Number of pupils eligible for pupil premium	72
Total pupil premium budget	£76,875

The funding is received for those children in receipt of; Free School Meals (current year) FSM's as well as any pupil that has been in receipt of one in the past six years (Ever 6), children who have been in the care of the Local Authority (CLA) for one or more days, children who have also left the care of the Local Authority due to adoption, a special guardianship or a child arrangement order.

Each year the Link Governor for Pupil Premium, the Head Teacher, Pupil Premium Staff Link and Governors review the use of the funding so that we can:

- Report on the funding and figures for the full year.
- Report the outcomes both academically and vocationally and celebrate this cohort of pupils and their achievements.
- Carry out various visits relating to the use of funding, these are linked to the School Improvement Plan and School Self Evaluation – in the autumn term the impact report is reviewed by Governors before being uploaded to our website in accordance with DFE statutory requirements.
- Use the information within this report to inform the spending statement for 2020/21.
- Ensure that spending is focused towards and appropriate to the needs of those that are economically disadvantaged.
- Monitor impact on student self-evaluation of social and emotional skills.

How effective has our spending of the Pupil Premium funding been and what has been the impact for our students?

All of our students have Educational Health Care Plans (EHCP) of Special Educational Needs for Learning Difficulties. Some of our students have very complex needs such as ADHD, ASD, SDS and MLD. This funding enables us to further support the education of those students that face the additional challenges posed by economic disadvantage. We have broken our impact down in five key areas;

1. Allocation of funds and the impact
2. Outcomes for both academic and vocational qualifications
3. Impact of funds on attendance
4. Impact of funds on behaviours for learning
5. Social and emotional development

Objective	Action	Actual Spend
Succinct tracking of progress and use of resources to support pupil attainment and aspirational EHCP aims	Implement new data tracking process. Whole school use of technology to support pupil progress. Creative use of apps to encourage pupil accountability for learning.	Go4Schools - £2,850 Clicker - £1,780 Total = £4,630
Provide additional educational support and resources to raise the achievement of our pupils and support to create a positive home learning environment	Pupils make at least expected progress in core subjects. An increased number of pupils achieving accreditation in preparation for transition to college. Pupils have access to resources at home to provide an environment conducive to home learning. Resources provided in school to support independent living. Nurture groups lower school and upper school	Staff laptops - £8,770 Nurture groups LPs (4 x 50%) - £39,500 Total = £48,270
An holistic approach to pupil wellbeing that uses an early identification process to plan a targeted approach to mental health and wellbeing	Attachment training delivered to all staff. Protective Behaviours training for identified staff, including refresher training. Increased pupil awareness of own mental health and strategies to be used for self-help. Attendance at trailblazing meeting to engage with the Mental Health Support Team	Pupil Listener - £21,650 Pupil Listener training - £875 Staff training <ul style="list-style-type: none"> • Makaton - £152 • Trauma & Attachment - £77

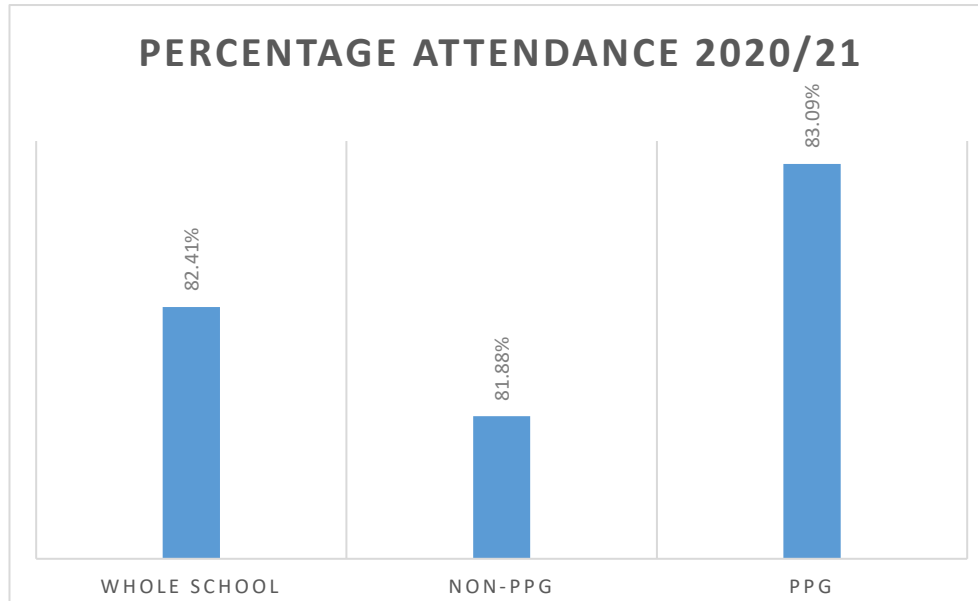
		Staffing costs for training - £1525 Total = £24,279
Improved engagement with school from identified families	Regular and consistent liaising with key staff. Enhanced use of the Early Help Module (Families First) to provide tailored provision for families. Sign posting to external agencies. School communications regarding courses and support groups shared with families.	SchoolComms (additional messages & 10%) - £145 Total - £145
		Total = £77,324

Impact of Pupil Premium Spend

Table and Graph 1

Percentage Attendance 2020/21

Whole School	82.41%
Non-PPG	81.88%
PPG	83.09%

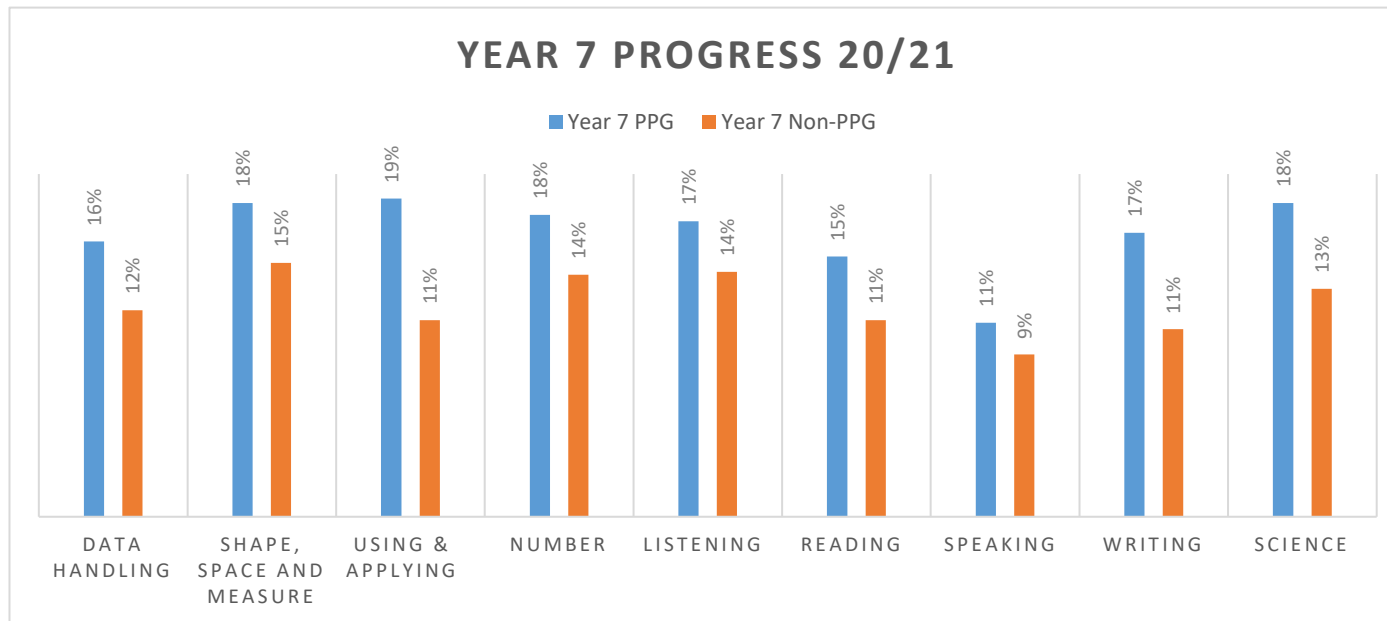


It can be seen from the table and graph above that our pupil premium students' attendance was higher than our non-pupil premium students. Please note that the attendance figures are significantly lower than normal as a consequence of the Covid impact across the year.

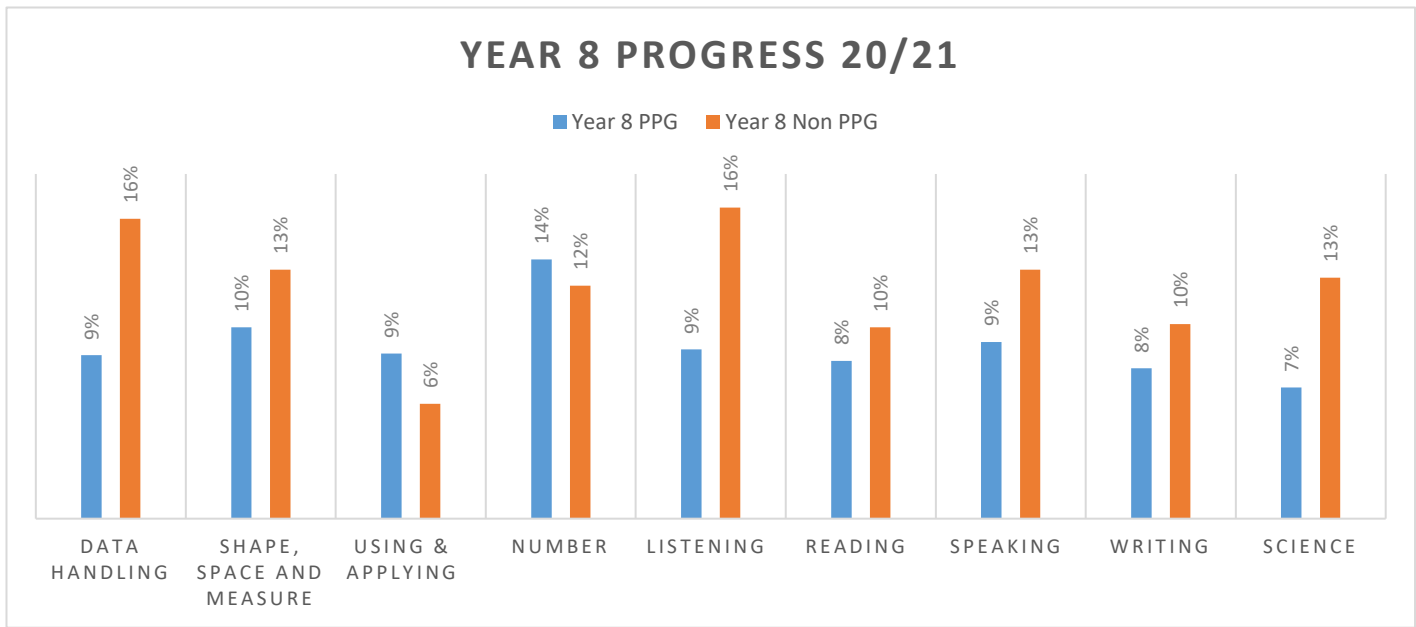
KS3 Progress 2020/21

The data demonstrates that PP student progress is largely in line with non PP. The exception is year nine although the impact of one student has seriously skewed the data. The data without this student's impact has also been presented.

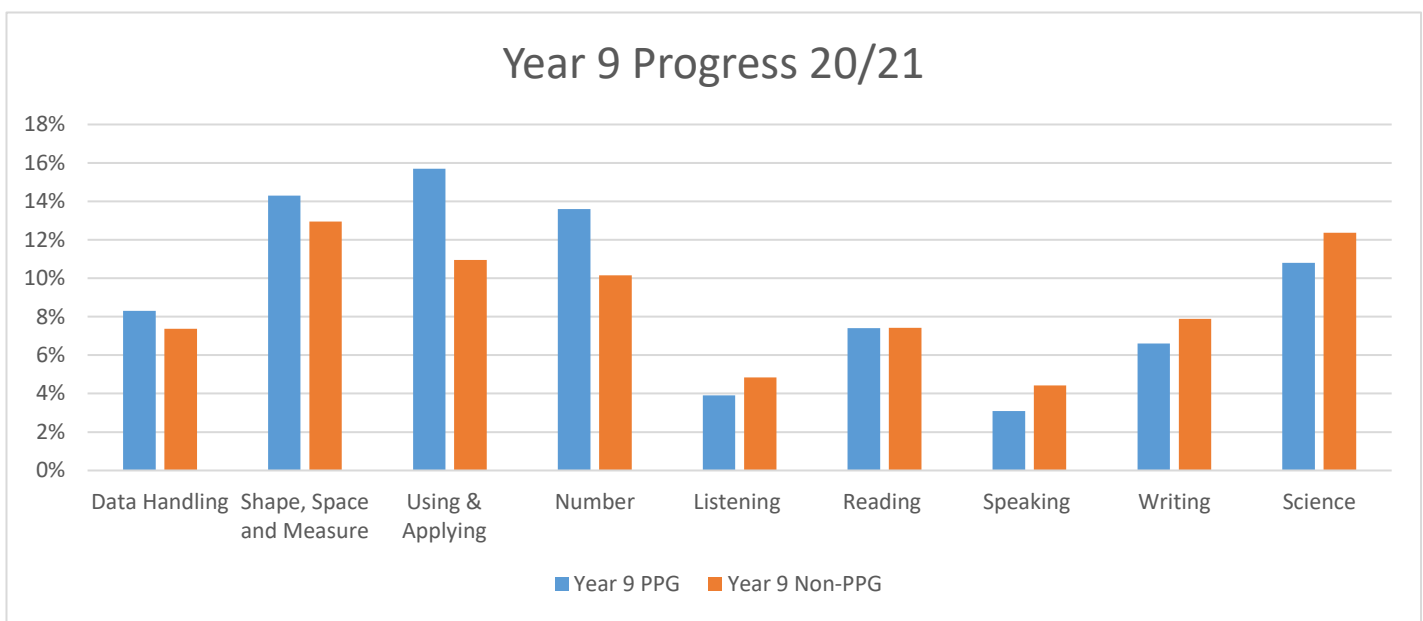
		Data Handling	Shape, Space and Measure	Using & Applying	Number	Listening	Reading	Speaking	Writing	Science
Year 7	PPG	16%	18%	19%	18%	17%	15%	11%	17%	18%
	Non-PPG	12%	15%	11%	14%	14%	11%	9%	11%	13%



		Data Handling	Shape, Space and Measure	Using & Applying	Number	Listening	Reading	Speaking	Writing	Science
Year 8	PPG	9%	10%	9%	14%	9%	8%	9%	8%	7%
	Non PPG	16%	13%	6%	12%	16%	10%	13%	10%	13%

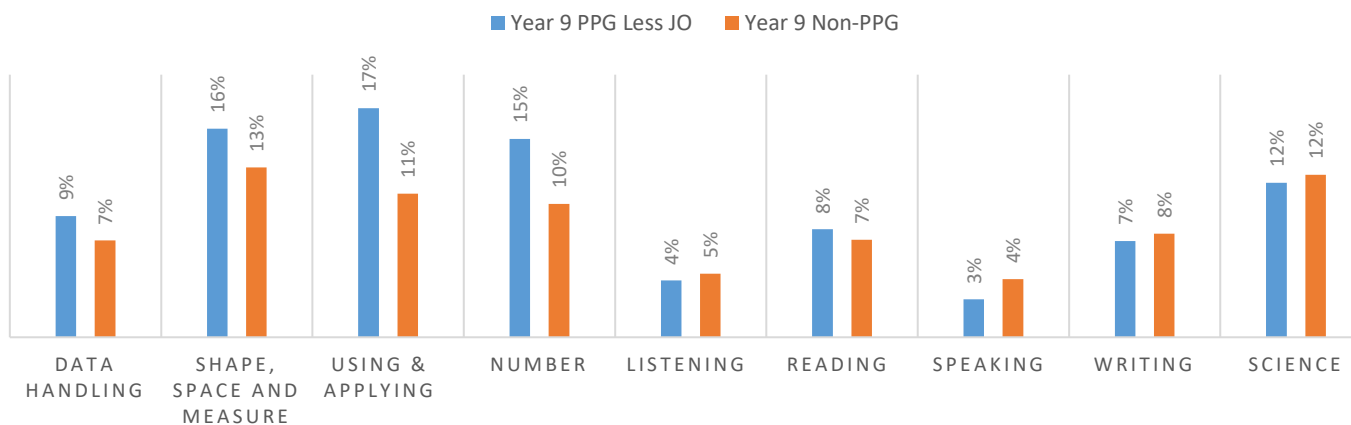


		Data Handling	Shape, Space and Measure	Using & Applying	Number	Listening	Reading	Speaking	Writing	Science
Year 9	PPG	8%	14%	16%	14%	4%	7%	3%	7%	11%
	Non-PPG	7%	13%	11%	10%	5%	7%	4%	8%	12%



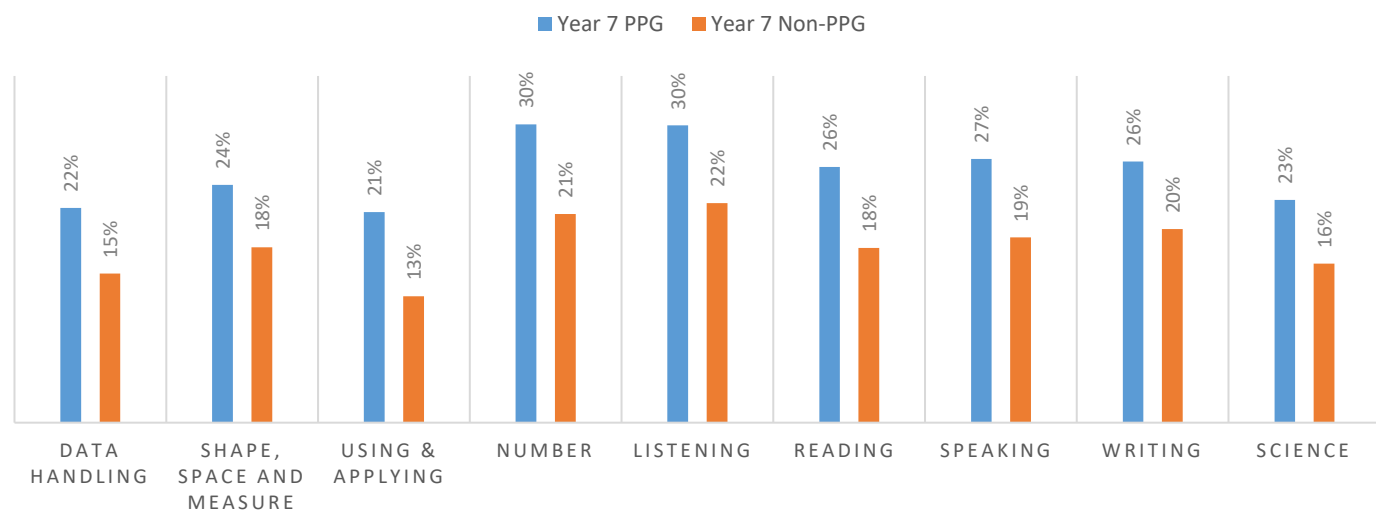
		Data Handling	Shape, Space and Measure	Using & Applying	Number	Listening	Reading	Speaking	Writing	Science
Year 9	PPG Less JO	9%	16%	17%	15%	4%	8%	3%	7%	12%
	Non-PPG	7%	13%	11%	10%	5%	7%	4%	8%	12%

YEAR 9 PROGRESS 20/21 LESS 1 NON-ATTENDER



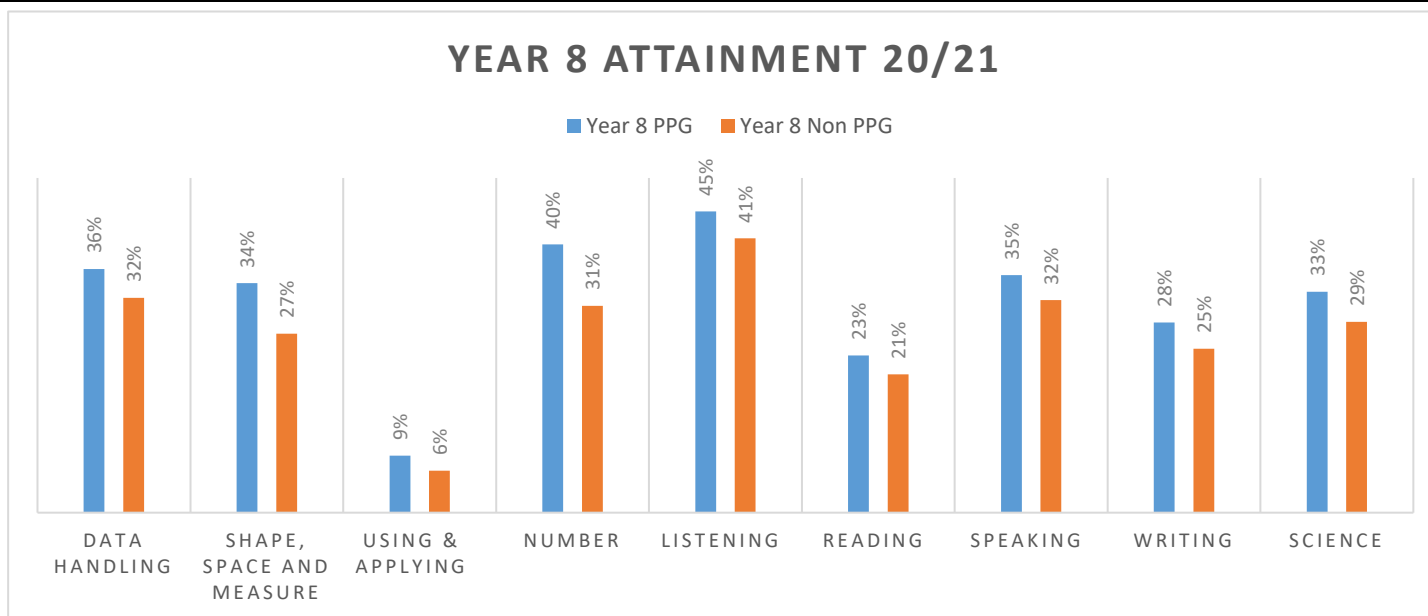
		Data Handling	Shape, Space and Measure	Using & Applying	Number	Listening	Reading	Speaking	Writing	Science
Year 7	PPG	22%	24%	21%	30%	30%	26%	27%	26%	23%
	Non-PPG	15%	18%	13%	21%	22%	18%	19%	20%	16%

YEAR 7 ATTAINMENT 20/21

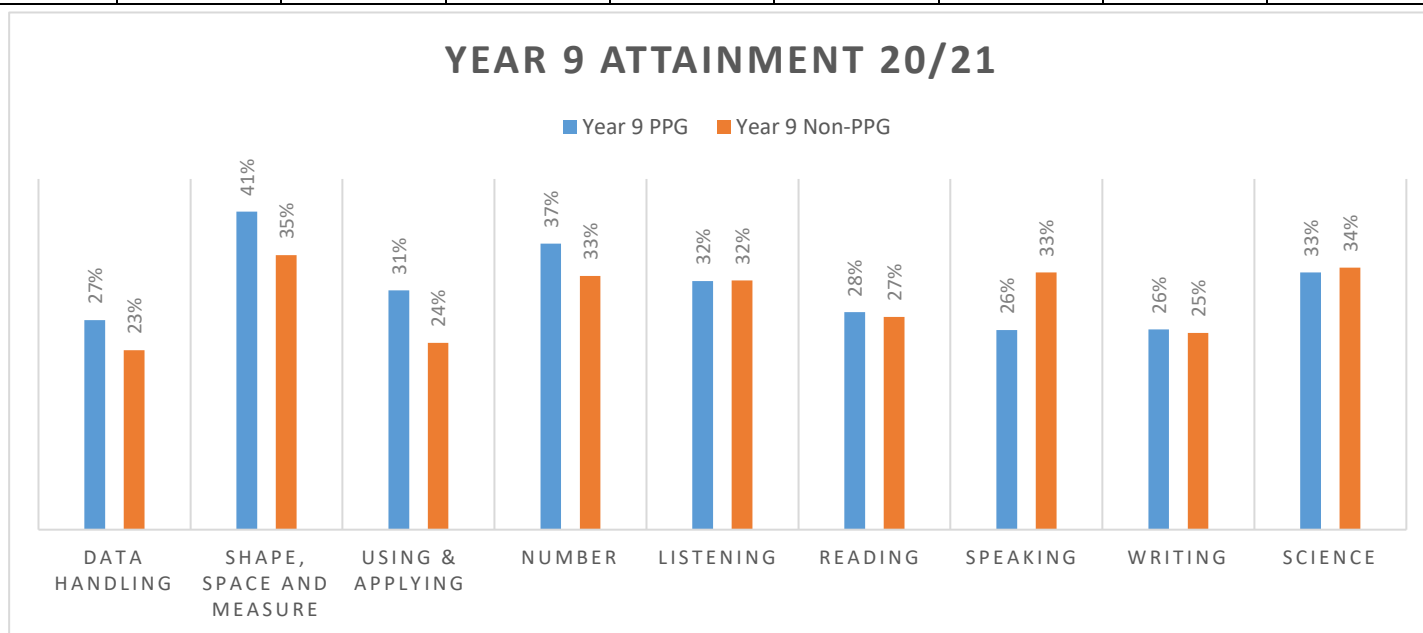


		Data Handling	Shape, Space and Measure	Using & Applying	Number	Listening	Reading	Speaking	Writing	Science
Year 8	PPG	36%	34%	9%	40%	45%	23%	35%	28%	33%
	Non PPG	32%	27%	6%	31%	41%	21%	32%	25%	29%

YEAR 8 ATTAINMENT 20/21



		Data Handling	Shape, Space and Measure	Using & Applying	Number	Listening	Reading	Speaking	Writing	Science
Year 9	PPG	27%	41%	31%	37%	32%	28%	26%	26%	33%
	Non-PPG	23%	35%	24%	33%	32%	27%	33%	25%	34%



		Data Handling	Shape, Space and Measure	Using & Applying	Number	Listening	Reading	Speaking	Writing	Science
Year 9	PPG Less JO	30%	45%	34%	41%	35%	31%	28%	29%	36%
	Non-PPG	23%	35%	24%	33%	32%	27%	33%	25%	34%

YEAR 9 ATTAINMENT 20/21 LESS 1 NON-ATTENDER

